



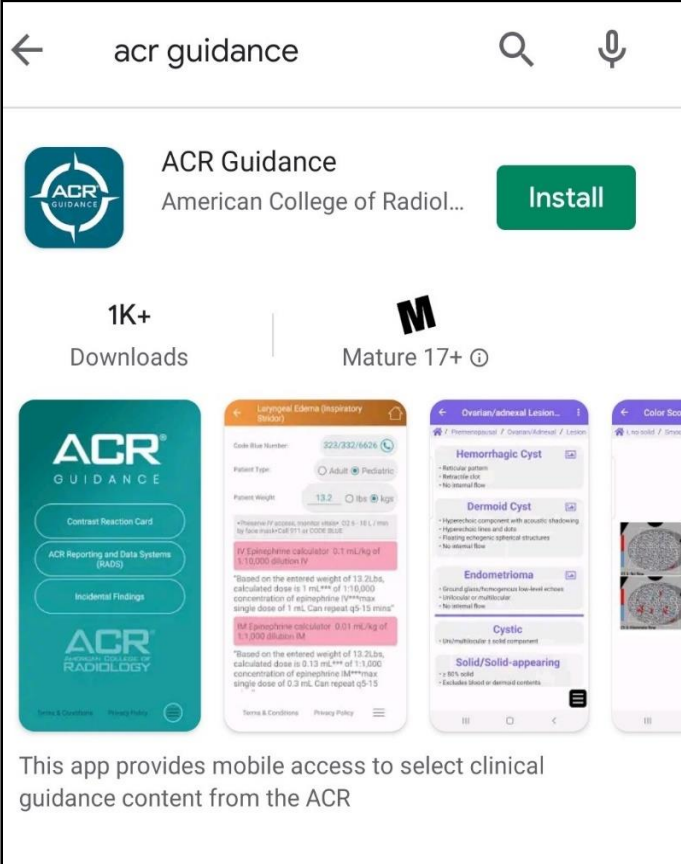


- The ACR® Guidance App provides interactive mobile access to select clinical guidance content from the ACR website. Download to access the ACR Contrast Reaction Cards, Reporting and Data Systems (RADS), and Incidental Findings (IF) content.


*This app is intended for healthcare professionals such as radiologists, oncologists, referring physicians, and medical students who desire on the go reference materials from ACR. This app is not a medical device and should not be considered as one.*

# Install the app (Android)

- Go to  Google Play and search 'ACR Guidance'  
OR
- Scan the barcode from your Android device 
- Open the app and select the program to access the clinical guidance content



← acr guidance 🔍 🎤

 **ACR Guidance**  
American College of Radiol... **Install**

1K+ Downloads | **M** Mature 17+ ⓘ

**ACR GUIDANCE**  
Contrast Reaction Card  
ACR Reporting and Data Systems (RAD5)  
Incidental Findings

**Laryngeal Edema (Respiratory Disease)**  
Cohort Size Number: 223,232/6624  
Patient Type:  Adult  Pediatric  
Patient weight: 13.2  lbs  kgs  
IV Epiaphesine calculator: 0.1 mL/kg of 1:10,000 dilution IM  
Based on the entered weight of 13.25 lbs, calculated dose is 1.32 mL of 1:10,000 concentration of epinephrine (H<sup>1</sup>)<sup>max</sup> single dose of 1 mL. Can repeat q5-15 mins\*  
IM Epiaphesine calculator: 0.01 mL/kg of 1:1,000 dilution IM  
Based on the entered weight of 13.25 lbs, calculated dose is 0.13 mL of 1:1,000 concentration of epinephrine (IM)<sup>max</sup> single dose of 0.2 mL. Can repeat q5-15

**Ovarian/adnexal Lesion...**  
Hemorrhagic Cyst  
- Retriable pattern  
- Hyperechoic  
- No internal flow  
Dermoid Cyst  
- Hyperechoic component with acoustic shadowing  
- Hyperechoic rim and dots  
- Floating echogenic septal structures  
- No internal flow  
Endometrioma  
- Ground glass/homogeneous low-level echotexture  
- Intracystic or multilocular  
- No internal flow  
Cystic  
- Unimultilocular 1 solid component  
Solid/Solid-appearing  
- 80% solid  
- Excludes blood or dermoid contents

This app provides mobile access to select clinical guidance content from the ACR

# Install the app (Apple)

- Go to the app store and search 'ACR Guidance'  
*OR*
- Scan the barcode from your Apple device
- Open the app and Select the program to access the clinical guidance content

